

# Carl's Christmas Puzzle Hunt 2015

Welcome to Carl's Christmas Puzzle Hunt 2015. I designed this originally for my four sons at Christmastime. When we placed their gifts under the tree, we didn't put any names on them, but instead each gift had one of the 16 rather puzzling tags you can find below. A correct solution for all of the puzzles will allow the solver to determine which of my sons should receive each gift. (My sons are named Cameron, Hyrum, Andrew, and Scott)

Since I designed this puzzle for my sons, some of the artwork and imagery will have more meaning to them than it would to anyone else. But the puzzles themselves are all designed so that they can be solved using only general knowledge and logic. Have fun!

## Gift Tags

Ahh, General Lee's army is back at hill!


AR	CH	HO
IS	LE	OU
SA	SB	YL

Tooth	House	Sunned
Won	Us	Pay
Saw	Diss	He

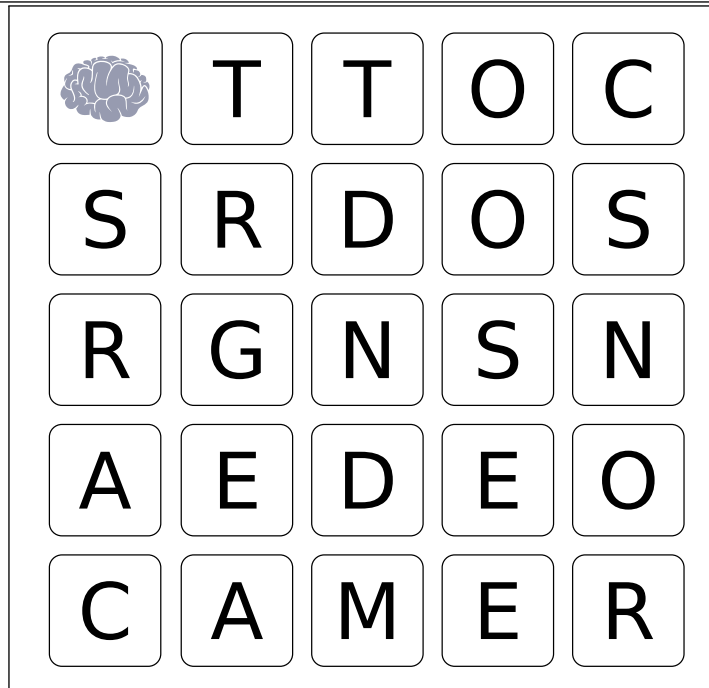



TZMBVNYZ: D SVBKG SDB OO  
FIVBW VX FTBAOADK,  
BYFOKOYZPY, DZG BYGYJHIOVZ

Watney—I try and bear him.



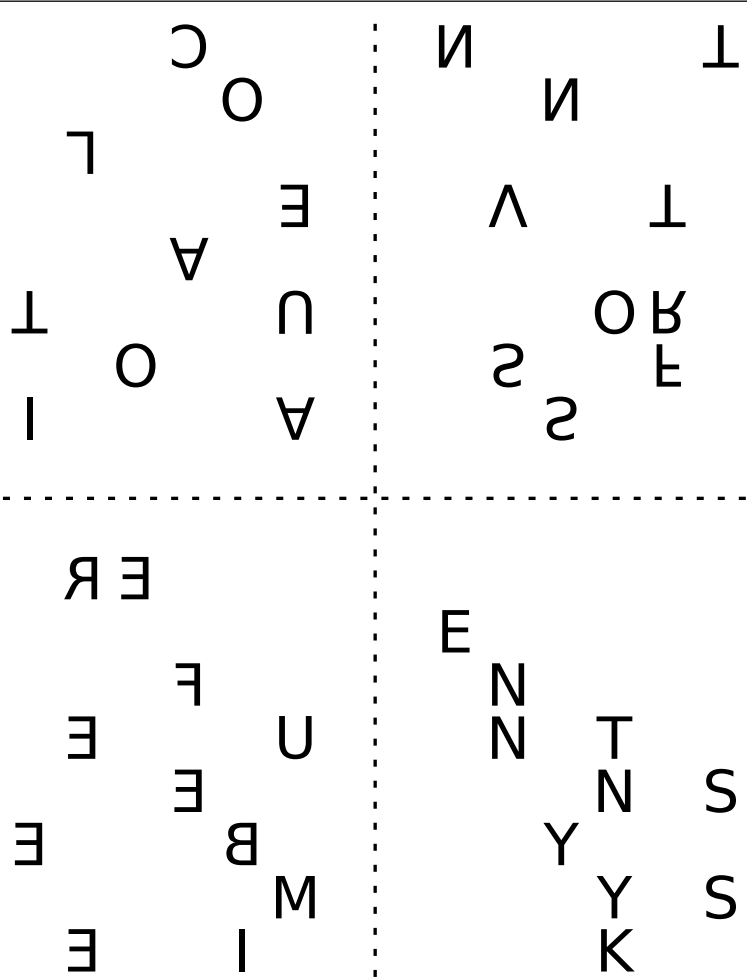

QSU WYJF, QSU GYQHS DFP QSU  
GDXPXJOU OT H. E. WUGYE



AC AL AR AU EB  
EB FL IL KN LE  
MS NY ON OW TI  
UF UN YM YT

Diarrhea VA  
Whim  
Peak ID



AS ER ER HE HN  
 JA MA ME NN RU  
 SD ST ZE



Shh, as Boy W. on dust roars, "Here!".


# The Ornament Puzzles

In addition to the tags on the gifts, I made some additional, hidden components for the puzzlehunt this year. I made 16 ornaments out of LEGO and placed them on the Christmas tree gradually throughout the month of December. At one point, when there were perhaps three on the tree, I know one of my sons saw one as he wondered aloud, “When did we get a LEGO ornament?”, but he didn’t make the connection to the puzzlehunt.



A few days later, when there were 4 or 5 on the tree, another son saw one and was really curious. He asked his brother, “How did someone make this? Do you think I can take it apart?”. As he began to disassemble it, he soon realized that one of the side panels was loose and fell off easily. (I had provided a small hint by mounting the loose panel sideways—interrupting the stripe around the ornament.)

Once the boys got the ornaments open, they found that each contained a small close-up photograph, and now they knew that they had found a piece of the puzzlehunt. I’ve reproduced a few of the photographs they found below:



The boys eventually realized that each photograph corresponded to an item or location in our home, and once they correctly identified it and found the location, they found a one-page puzzle hidden in that location. Now, if any of you have the chance to visit my home in the future, I’ll be happy to let you search for these items. In the meantime, I’ve reproduced on the following pages each of the puzzles that they found by finding the items pictured in the ornaments.

And if you are curious, here is what is pictured in each of the photographs above:

- A movie poster for Back to the Future
- A blueberry among corn flakes on a cereal box
- A bottle of laundry detergent
- The title on the “LEGO Creator” board game
- A framed, decorative rose formed by a piece of folded sheet music
- A 30-pound medicine ball
- The “a” in the “Palace” sign on the Palace Cinema LEGO set

# Curiosity Beyond Earth



The fourth planet from the sun, Mars, is known as the Red Planet because its regolith, (surface rock and soil), is rich in an oxidized form of iron (Fe). Iron oxide is the same compound that gives blood and rust their distinctive hue.

First color image from Viking Lander 1  
Image courtesy NASA JPL


*Instructions: Choose two words from the paragraph about Mars above. Into each word, at some position, insert the name of one of the 50 states, (keeping the letters of the state name in order and adjacent), to form two, common 8-letter words. Each of these words will be a synonym of one of the words in the paragraph below about NASA's exploration of Mars. Write these words in the blanks below, (in the same order that the words appear in the paragraph above).*

\_\_\_\_\_ 1 \_\_\_\_\_ 5 \_\_\_\_\_  
\_\_\_\_\_ 2 \_\_\_\_\_ 4 \_\_\_\_\_

NASA has successfully operated four robotic rovers on the surface of Mars, (Sojourner, Spirit, Opportunity, and Curiosity). It was inevitable that after launching these rovers there would be no way to retrieve them; so after landing on Mars each has stayed there until today, (both Opportunity and Curiosity are still functional).

*Final instructions: Copy the numbered letters from the words you found above to the blanks below, and add two more letters to form a word describing something NASA has never launched to crawl around the surface of Mars.*

\_\_\_\_\_ 1 \_\_\_\_\_ 2 \_\_\_\_\_ 4 \_\_\_\_\_ 5 \_\_\_\_\_



Sojourner photographed by the Pathfinder IMP  
Image courtesy NASA JPL

# A List of Orphans Past

You may have noticed that when modern entertainment features children as main characters it often features them as orphans, (consider Harry Potter or pretty much every animated Disney feature prior to *The Incredibles*). Perhaps this is a convenient plot device to allow the children to get into trouble and have an adventure without the parents stepping in and solving all their problems for them. But whatever the reason, this isn't a modern development at all. Folktales and literature from centuries past are filled with storylines of brave children facing the world, having adventures, and growing up without the support of parents.

The names of six, well-known orphans from literature appear below. Each character first appeared in a book published over 100 years ago. The names are presented in order of publication (from oldest to newest).

The orphans' names have all been encoded with the same simple-substitution cipher, (where each letter of the alphabet has been replaced consistently with a different letter of the alphabet). Decode each name and write the name of the author that created each character in the blanks on the right.

When you are done, read down through the boxed letters to find another literary figure who also lost his parents.

GVDFIA UKDOU

\_ \_ \_ \_ \_

TPMI IRAI

\_ \_  \_ \_ \_ \_ \_

UBGQPO OPKRIA

\_ \_ \_ \_ \_

YGAGUBR ZPVI

\_ \_ \_ \_ \_

OPAP XAIKI

\_ \_ \_ \_ \_  \_ \_ \_ \_ \_

PMMI OBDAVIR

\_ \_ \_ \_ \_ \_ \_ \_  \_ \_ \_ \_ \_



Solution: \_ \_ \_ \_ \_

# Three Puzzles to Punch

2★

## Instructions:

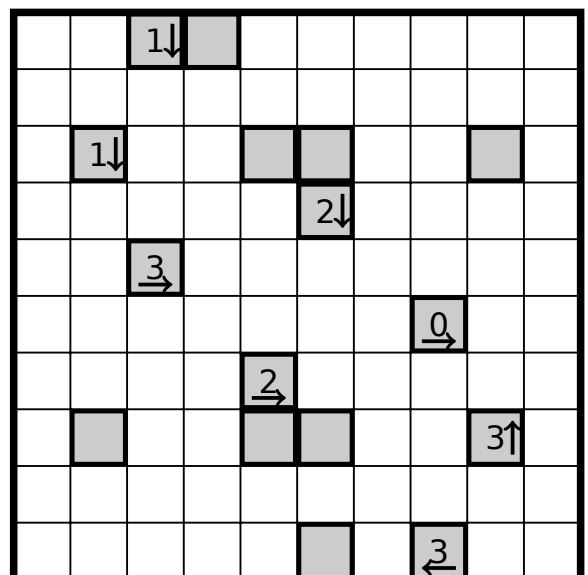


Solve the top grid as a Star Battle puzzle. That is, add stars to some of the cells so that each row, each column, and each bold-outlined region contain 2 stars. No stars can be adjacent, not even diagonally.

Solve the bottom grid as a Yajilin puzzle. That is, shade in some of the cells black so that no black cells share an edge with each other. Then draw a single closed loop through all remaining cells. The loop cannot intersect or cross itself. The cells that are shaded gray are not part of the loop. Some of these cells contain numbers and arrows. The numbers indicate the total number of black cells in the direction of the arrow.

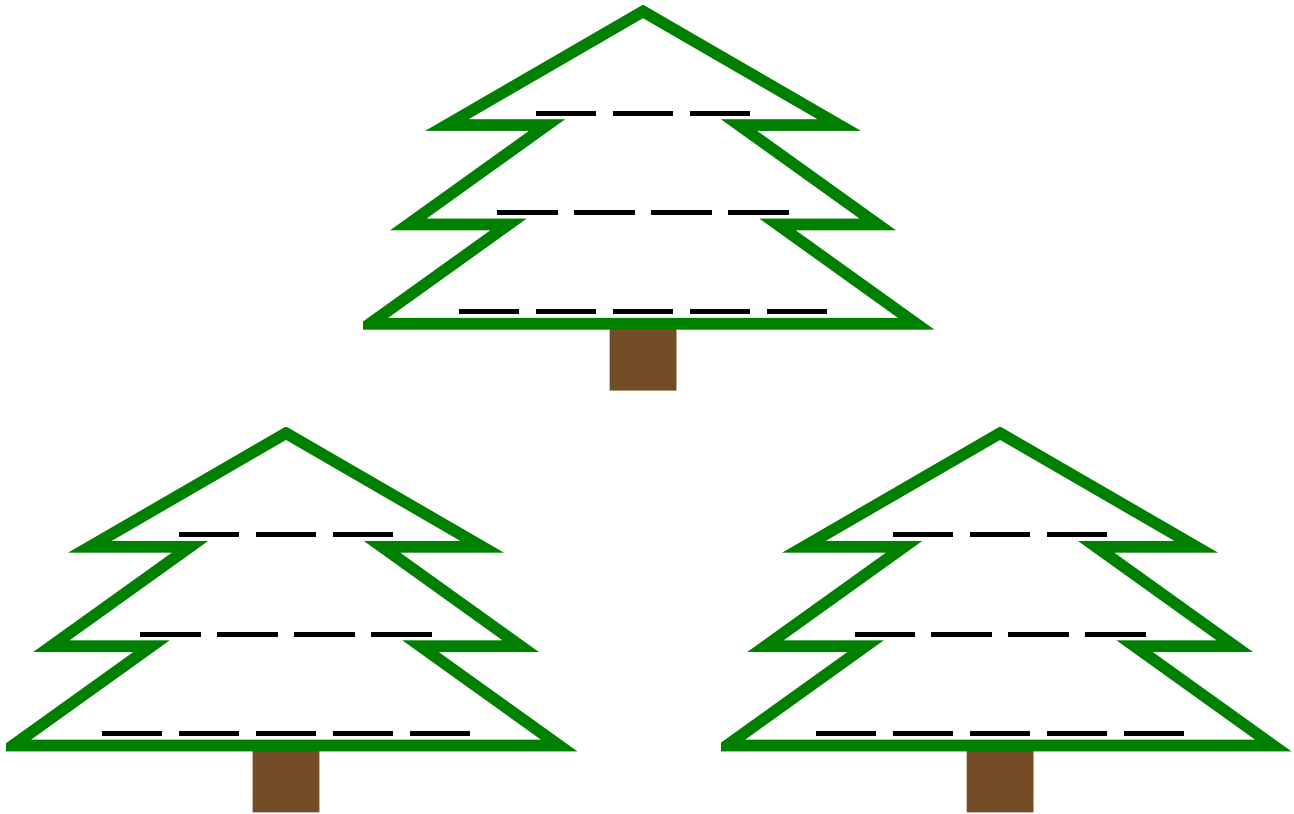
After solving each of those puzzles, use a sharp pencil to punch through the paper at every star in the Star Battle and every square you shaded black in the Yajilin. Then, one at a time, fold these puzzles up or down across the dotted line and then punch out every letter that appears through one of the punches you made. When you are finished, read the remaining letters from left to right and from top to bottom to obtain the solution word for this puzzle.

## Solution:

\_\_\_\_\_



# Pay Thanks to a Tree



Have you ever noticed how much benefit you get every day from trees? Perhaps you ate an apple with your lunch today? Or maybe you're sitting with a wooden pencil in your hand at this moment and solving this puzzle on a piece of paper? Well, today you have a chance to return the favor by helping to complete the trees above. Use the clues below to fill in words in the blanks. As an additional help, within each tree, each word can be formed by adding one letter to the word above it in the tree, (and possibly rearranging the letters). The clues are provided in no particular order.

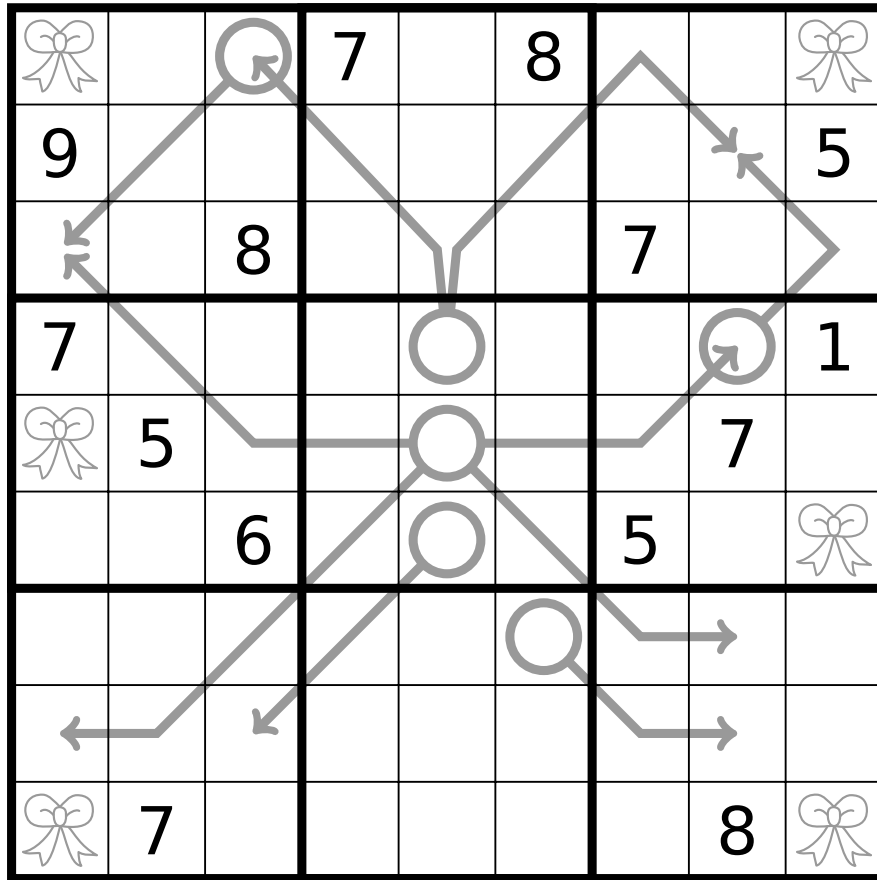
- The dog did it to my homework?
- Uncooked
- Bowler or pillbox, for example
- Incredulous exclamation
- What Hank Williams had in his beer?
- Extreme anger
- It gets some extra attention every April 22
- Common source of gluten
- Childhood nickname of King Arthur

Once you are finished, add one more letter to the final word in any of the trees (and possibly rearrange the letters) to get a common item that might be made with material from a tree:

Solution: \_\_\_\_\_



# It's a Bow-and-arrow Motif!




Instructions: Solve the Sudoku puzzle above according to standard rules (insert a number from 1 to 9 into each cell so that no number repeats in any row, column, or bold region). Some digits are given already. Additionally, there are some arrow shapes in the grid; the sum of the digits along the path of each arrow must equal the digit in the circle from which the arrow originates. Digits can repeat within an arrow shape.

When you are finished, take the six digits from the cells with small bows and use the table below to convert them into letters. Then, arrange those letters to obtain a common two-word phrase.

1	2	3	4	5	6	7	8	9
E	I	R	Y	O	T	U	S	N

Solution: \_ \_ \_ \_ \_

# Extreme Dot-to-Dot Design



Instructions: Complete the dot-to-dot above by finding the pairs of dots identified by coordinates below and drawing a line between each, while following these rules:

1. Draw the lines in the order given in the list below
2. Using a ruler, start drawing from the first coordinate toward the second coordinate
3. Stop drawing whenever the line you are drawing intersects a line you have drawn previously
4. Whenever you stop a line early, write the letter from the list below at that position in the grid

Dots to connect:

- |                        |                         |                         |                       |
|------------------------|-------------------------|-------------------------|-----------------------|
| 1. (16,21) → (13,17) O | 12. (16,21) → (11,19) A | 23. (15,3) → (12,5) F   | 34. (18,2) → (17,4) A |
| 2. (13,17) → (10,11) E | 13. (13,21) → (14,18) T | 24. (10,19) → (11,17) E | 35. (22,0) → (23,0) U |
| 3. (16,21) → (14,17) K | 14. (11,19) → (9,14) U  | 25. (9,3) → (10,6) U    | 36. (23,0) → (24,2) A |
| 4. (14,17) → (10,11) G | 15. (10,19) → (13,18) H | 26. (16,21) → (13,21) N | 37. (17,4) → (18,7) B |
| 5. (9,14) → (17,8) W   | 16. (15,3) → (17,8) S   | 27. (2,14) → (12,18) A  | 38. (17,4) → (18,5) R |
| 6. (1,13) → (4,4) I    | 17. (9,14) → (10,19) Y  | 28. (11,2) → (14,2) I   | 39. (18,2) → (22,0) P |
| 7. (4,4) → (6,3) E     | 18. (1,15) → (5,9) S    | 29. (0,17) → (5,13) N   | 40. (21,6) → (18,2) O |
| 8. (6,3) → (1,13) W    | 19. (9,3) → (4,4) F     | 30. (16,21) → (21,14) T | 41. (23,0) → (18,4) E |
| 9. (2,14) → (3,4) R    | 20. (7,9) → (11,2) A    | 31. (21,14) → (22,11) H | 42. (24,2) → (22,0) T |
| 10. (18,5) → (10,11) F | 21. (0,17) → (1,13) T   | 32. (22,11) → (21,6) I  |                       |
| 11. (14,2) → (17,10) I | 22. (7,9) → (13,14) E   | 33. (21,6) → (18,5) O   |                       |

When you are finished, read the letters in the grid from left-to-right and from top-to-bottom to find the answer to this riddle:

If you stress me at first then I'll knock you about,  
So then stress me at last when you want to pig out.

Solution: \_\_\_\_\_

# Remarkable Change



Times have certainly changed from 1862 to today as can easily be seen in this photograph of President Lincoln at Antietam. Can you find the six changes between the two versions of the photo above? As you find each change, notice the letter to the left of the image at the position where the change occurs. Arrange the six letters to form a word which is most-commonly used today in reference to technology that none of these three men ever used in their lifetime.

Solution: \_ \_ \_ \_ \_

# Definitions that Suit Me

Here's the deal: Use the definitions below to enter six words into the blanks provided. At first it may seem that some definitions could have multiple answers with the correct number of letters. But the correct answers will all be drawn from a set of related words. I'd be willing to bet that you can find the hidden theme.

Musical or dental connection:

— — —  — —

Fireplace instrument:

— — —  —

Basket for a Señora:

— — — —  — —

55 mph, for example:

— — —  —

Valentine shapes:

— — —  — —

Lonely gemstone?:

— — — —  — — — —

When you are finished, read down through the enclosed letters to find the answer to this riddle:

If you stress me at first you'll be stuck in a drought,  
So then stress me at last when you want to get out.

Solution: \_ \_ \_ \_ \_

# A Message from Teddy Bears

Boys, you've always taken good care of your stuffed animals. For example, if you've ever left them behind, you've always gotten them back quickly. As a token of their appreciation, several teddy bears and other plush creatures have prepared a hint for you. Which reminds me, did you ever wonder where that "teddy" comes from in "teddy bear"? Would you believe it was named after president Theodore "Teddy" Roosevelt after he refused to kill a bear on a hunting trip in 1902? It's true.

Many words have surprising origins. For example, I'm sure that every parent has invented the game of making a baby laugh by pressing their lips against the baby's tummy and blowing a raspberry. What do you call it when you do this? I call it "zrbtt", ever since seeing an episode of The Cosby Show in the 80s. I don't know which writer invented or borrowed that word, and I haven't yet found it in any standard dictionary. So, perhaps you might not consider that a "real" word yet. But what about blowing a "raspberry" as I mentioned above? What does all this noisy tongue and lip flapping have to do with a tasty fruit? Well, I'll tell you, (but don't ask me why the word "raspberry" has "berry" in it even though a raspberry isn't a "berry" in the botanical sense—but a banana is, surprisingly enough).

So let's talk about rhyming slang, (sometimes called Cockney rhyming slang), for a moment. Like other slang, rhyming slang involves substituting alternate words for standard words, and often functions to separate people familiar with the slang from those who are not. Not surprisingly, the substitutions in rhyming slang are words and phrases that rhyme with the word being referred to. So, to talk about "stairs" in rhyming slang, you might substitute the rhyming phrase "apples and pears". But rather than stopping there, rhyming slang often abbreviates the substituted part to completely eliminate the rhyme from what is spoken. So you end up with "apples" to mean "stairs": "Run up the apples and fetch me another box." As another example, someone might tell you to "use your loaf" when they want you to use your head, ("loaf" is short for "loaf of bread")—get it? Or, perhaps you've heard someone use the word "bread" as a slang word for "money"? That comes from rhyming slang too—"bread" is short for "bread and honey".


Try inventing your own rhyming slang with your friends. A great thing to use is proper names that your friends will know. You know a park named after Walt Morey, so you might say "What's the walt?" for "What's the story?" or from the school named Boones Ferry you could say something was "boones" to mean it was "scary". How about the picture book about the toddler and the laundromat? Was that a boones walt?









But, getting back to "raspberry". This is actually a case where a slang word has evolved into standard usage and become a "real" word, (check the dictionary). The non-abbreviated version was "raspberry tart"—can you guess what the rhyme was for?

Oh, and I was trying to tell you about a puzzle, too. To be clear, there's no hidden puzzle in the message above—I just wanted to share all of that with you. Instead, the bears and animals puzzle is simply that: a puzzle. And you don't need any instructions for that.


Solution: \_ \_ \_ \_ \_

*(My boys received these pieces already cut out in a bag attached to the "A Message from Teddy Bears" puzzle. I'm sorry I can't cut them out for you. Good luck!)*





A Drawing for You



Did I ever tell you about the time my family went to Hidden Springs Ranch?  
That place really lives up to its name—just look at how many objects are  
hidden in the drawing above! After you find all the hidden objects  
there should be six remaining. Read the first letter of each to form a  
six-letter word for something you might find on a ranch: \_ \_ \_ \_ \_ \_



# Regions are Hiding

	4	8	7		1	7	3		3	7	9		6	
			4		5		7		7		2	2	9	
	8	1	7		7		1		5		6		6	
	2				3		5		3		3		10	
	4	2	1		3	3	2		3	5	1	2	2	1

Instructions: Solve the puzzle above as a standard Fillomino puzzle. That is, Divide the grid along the dotted lines into regions. Write into each cell the number of cells in its region. No regions of the same size can touch at a cell edge, (but they may touch diagonally). Some of the cell numbers have already been given to you. The solution may involve regions which do not contain any of the given numbers. A region may also contain multiple given numbers.

When you are finished, read the six digits in the shaded squares from left to right. Use the table below to convert those numbers into a common six-letter word.

1	2	3	4	5	6	7	8	9	10
G	O	N	S	E	I	R	H	A	T

Solution: \_ \_ \_ \_ \_ \_

# Triple Racers

Solve the maze below by tracing a continuous line from START to FINISH. After you find the most direct path, record the six letters that are encountered, in order, along the path.



Solution: \_\_\_\_\_

# Be Prepared, My Boy!

I	C	R	A	Y	O	N	Y	S	T	S	M	A	I	L	L	I	W
N	S	K	I	I	S	G	E	A	Y	E	K	C	I	M	A	U	P
U	I	N	L	L	L	H	N	I	H	K	E	L	R	Y	Y	R	Y
L	M	P	O	A	C	E	N	A	E	T	H	E	A	R	O	D	R
U	E	U	O	T	H	A	M	F	M	O	Z	A	R	T	L	O	E
B	O	S	A	H	E	C	I	A	N	U	P	E	R	A	L	D	I
E	N	M	E	L	C	N	L	D	A	P	B	A	E	U	S	G	F
Z	L	W	C	D	K	S	A	N	L	P	C	R	F	Q	C	E	I
P	I	U	L	L	E	I	H	E	S	T	O	P	E	M	R	F	R
M	L	N	F	T	R	C	T	A	O	R	L	I	V	U	A	R	U
A	I	E	T	R	S	O	R	R	Y	E	L	N	S	K	B	I	P
L	R	E	I	J	E	E	A	E	H	B	I	S	O	M	B	E	A
D	A	A	U	N	H	E	M	N	M	U	E	C	Y	M	L	N	N
A	G	D	L	S	A	U	H	A	U	H	I	H	C	U	E	D	N
E	A	E	A	C	S	P	T	C	C	C	P	E	N	C	I	L	O
H	A	N	D	E	L	S	S	U	N	S	C	R	E	E	N	Y	D

I hope you never find yourself adrift at sea, clinging to a life raft for survival. But if so, I hope you will have the “10 Essentials” you’ve learned to always take with you outdoors.


There are 50 words/names (5+ letters each) hidden in the grid above. Each appears in a straight horizontal, vertical, or diagonal line. The words belong to 10 groups of 5 related words each. For example, one word is “PURIFIER” and it belongs to the group “10 Essentials”. Can you find all 50 words and identify all 10 groups? (Note: The sequences EARPINS and PERALDI appear incidentally and should be ignored. Also, if a shorter word appears inside a longer word, such as NATION inside CARNATION, consider only the longer word.)

After you have circled all 50 words, the unused letters (read from left to right and top to bottom) will give you a sentence ending with a six-letter word for something you needn’t bring along if you ever are stranded on a life raft:


Solution: \_ \_ \_ \_ \_ \_

# OK, Here's Another

At the recent, annual convention of the Association of Androids, Automata, and Animatronics, six participants were spotted during a round of Cyborg Charades. The six mechanicals stood on stage in a specific order so that the first letters of their names would form a one-syllable word:



Then, two of the droids switched positions so that they now formed a two-syllable word:



Can you find another arrangement of these same six characters to spell another two-syllable word? The word you are looking for is associated with a building material unlikely to have played a major part in any of the figures above.

Solution: \_ \_ \_ \_ \_

# Tough: You have to do Math

Of all of the things that are special about Christmastime, there's one thing that I sometimes worry about: that the break from school might leave your math skills rusty. So here are 4 mathematical story problems to help you stay sharp.

Nickels and dimes are the only coins that Peter has. He has 18 coins total. When he first calculated their total value, he miscalculated as if all the nickels were dimes and all the dimes were nickels. By doing so, he arrived at a total that was sixty cents less than the correct value. How many dimes does he have?

In honor of a recent wedding anniversary, Susan and her husband sent a letter to several friends inviting them to a party. A total of 14 other couples came. At the party several people shook hands as they met. Of course, nobody shook hands with their spouse nor did anybody shake hands with themselves. Susan asked everyone else at the party how many people they shook hands with. She was surprised to hear that no two people gave the same number. How many times did Susan shake hands at the party?

On her way to the store to pick up the rest of the ingredients she needed for dinner, Lucy maintained an average speed of 12 miles per hour on her bicycle. On the way home, with more uphill sections, she only managed four miles per hour. As soon as she got home, she realized she forgot one ingredient. On her second trip to the store she rode as fast as she could, and over the round trip she averaged eighteen miles per hour. What was her average speed over both trips together?

Now the last problem: Each touchdown is awarded only 5 points when Edmund's football team plays a modified game during practices. Immediately after scoring a touchdown the team has the opportunity to attempt an extra point. There are no other possibilities for scoring. What is the highest score that cannot be achieved in this game, (assuming no time limit on the game)?

Surely, for each paragraph above, as quickly as you read it you also found the solution to each of the 4 problems. You must know how many dimes Peter has, how many hands Susan shook, Lucy's average speed, the value of Peter's nickels, how many hands Susan's husband shook, and that highest impossible football score. And if you know those answers, congratulations, you can use them to determine the final answer below! But if you didn't solve all of the math problems, that's OK because there's an easier way to get the answer as well. Here's the final question: What ingredient did Lucy forget to buy the first time?

Solution: \_ \_ \_ \_ \_

# Olympian Teaser

Instructions: The twelve images below can be matched into six pairs so that each pair suggests an item or figure(s) from Greek mythology. The images in a pair could combine to indicate a single name, (eg. "TIE" + "TON" = TITAN), or each image could indicate a separate person/item where the two are closely associated, (eg. "ATLAS" + "SKY"). For each pair, draw a straight line between the dots next to each image.

The images are arranged around a central word search grid. Each image has a small black dot next to it, intended for drawing a line to another dot. The images include: a blue sneaker, a sun, a map of France with the Eiffel Tower, two classical busts, a woman's headshot, a smartphone, a man's headshot, a frying pan, a laurel wreath, a blue jay, and a circular image of pipes.

Word search grid:

```

    . T A D .
    X H B C K O
    . N Q U A W I U F .
    N L Z H Y A L D H J V
    . S I Z S R T P A J T .
    S P E T M S G A M L R
    . W B R F N T E Y A Z .
    . L O Y E C .
  
```

After you have drawn all six lines connecting the pairs, find all the letters that are each intersected by more than one line. Read these letters from left-to-right and from top-to-bottom to find a 6-letter word that could have been used to describe the nymph, Echo, before she was cursed by Hera.

Solution: \_ \_ \_ \_ \_

# The Final Puzzle

Now that you have solved all the other puzzles you are ready for the final puzzle. Simply put the 16 named puzzles in alphabetical order\* by book title\*\*, and then enter the 6-letter solution from each puzzle into the corresponding row below.

Then read the final instructions by following the arrows and reading the letters.

1.	<input type="text"/>	<input type="text"/>	<input type="text"/>	<input type="text"/>	<input type="text"/>	<input type="text"/>
2.	<input type="text"/>	<input type="text"/>	<input type="text"/>	<input type="text"/>	<input type="text"/>	<input type="text"/>
3.	<input type="text"/>	<input type="text"/>	<input type="text"/>	<input type="text"/>	<input type="text"/>	<input type="text"/>
4.	<input type="text"/>	<input type="text"/>	<input type="text"/>	<input type="text"/>	<input type="text"/>	<input type="text"/>
5.	<input type="text"/>	<input type="text"/>	<input type="text"/>	<input type="text"/>	<input type="text"/>	<input type="text"/>
6.	<input type="text"/>	<input type="text"/>	<input type="text"/>	<input type="text"/>	<input type="text"/>	<input type="text"/>
7.	<input type="text"/>	<input type="text"/>	<input type="text"/>	<input type="text"/>	<input type="text"/>	<input type="text"/>
8.	<input type="text"/>	<input type="text"/>	<input type="text"/>	<input type="text"/>	<input type="text"/>	<input type="text"/>
9.	<input type="text"/>	<input type="text"/>	<input type="text"/>	<input type="text"/>	<input type="text"/>	<input type="text"/>
10.	<input type="text"/>	<input type="text"/>	<input type="text"/>	<input type="text"/>	<input type="text"/>	<input type="text"/>
11.	<input type="text"/>	<input type="text"/>	<input type="text"/>	<input type="text"/>	<input type="text"/>	<input type="text"/>
12.	<input type="text"/>	<input type="text"/>	<input type="text"/>	<input type="text"/>	<input type="text"/>	<input type="text"/>
13.	<input type="text"/>	<input type="text"/>	<input type="text"/>	<input type="text"/>	<input type="text"/>	<input type="text"/>
14.	<input type="text"/>	<input type="text"/>	<input type="text"/>	<input type="text"/>	<input type="text"/>	<input type="text"/>
15.	<input type="text"/>	<input type="text"/>	<input type="text"/>	<input type="text"/>	<input type="text"/>	<input type="text"/>
16.	<input type="text"/>	<input type="text"/>	<input type="text"/>	<input type="text"/>	<input type="text"/>	<input type="text"/>

\* Reminders when alphabetizing: Disregard an initial "A" or "The" in a title, use last name before first name or title for a person's name, and consider numerals before letters.

\*\* Yes, use the book titles here. You won't need the puzzle titles just now, but you will be using them soon.

# Solutions and Feedback

If you would like to confirm your solution(s) to any puzzles in the hunt, or if you need any hints please feel free to email me at: Carl Worth <[cworth@cworth.org](mailto:cworth@cworth.org)>

I'm very interested in any feedback you might have, positive or negative, about puzzles, themes, difficulty, etc. So please share whatever comments you have. And thanks for playing along. I hope you had some fun along the way.



# Hints and Credits

CAUTION: There are some (mild) spoilers ahead. Consider yourself warned.

# Gift Tag Hints

If you're stumped on any of the gift tags, you might find it beneficial to consider the following blanks which can be used to fill in the solution to each of the gift-tag mini puzzles, (in the order they appear on pages 1-3).

1. \_\_\_\_\_  
\_\_\_\_\_

2. \_\_\_\_\_  
\_\_\_\_\_

3. \_\_\_\_\_:  
\_\_\_\_\_

4. \_\_\_\_\_  
\_\_\_\_\_

5. \_\_\_\_\_:  
\_\_\_\_\_  
\_\_\_\_\_, \_\_\_\_\_,  
\_\_\_\_\_

6. \_\_\_\_\_  
\_\_\_\_\_

7. \_\_\_\_\_

8. \_\_\_\_\_,  
\_\_\_\_\_  
\_\_\_\_\_, \_\_\_\_\_

9. \_\_, \_\_\_\_\_  
\_\_\_\_\_

10. \_\_\_\_\_'; \_\_\_\_\_;  
\_\_\_\_\_

11. \_\_\_\_\_:  
\_\_\_\_\_  
\_\_\_\_\_

12. \_\_\_\_\_

13. \_\_\_\_\_', \_\_\_\_\_  
\_\_\_\_\_

14. \_\_\_\_\_  
\_\_\_\_\_

15. \_\_\_\_\_  
\_\_\_\_\_  
\_\_\_\_\_

16. \_\_\_\_\_!  
\_\_\_\_\_'

Puzzles and original photographs Copyright © 2015 Carl Worth  
All puzzles and original photographs are licensed under a Creative Commons Attribution-ShareAlike 4.0 International License (<http://creativecommons.org/licenses/by-sa/4.0/>).

See below for copyright information for other photographs.

## Acknowledgments

Thanks to my dear sister, Karen. Without her graphic-design talents, puzzle contribution, testing, and constant feedback this project could not have been completed, (or in any case certainly wouldn't have looked as good).

My most sincere thanks to my sweet wife, Stacy, for her understanding and patience.

And finally, thanks to each of my sons for their inspiration and their delight in working through all of the puzzles. You make everything worth it.

## Puzzle Credits

All puzzles in this puzzle hunt are original creations by Carl Worth except as noted below:

- Gift tags: Photo composition and graphic design by Karen Hess.
- A List of Orphans Past: Graphic design by Karen Hess.
- A Message From Teddy Bears: Graphic design by Karen Hess
- A Drawing for You: Original puzzle design and illustration by Karen Hess
- Triple Racers: Graphic design by Karen Hess
- OK, Here's Another: Graphic design by Karen Hess
- Olympian Teaser: Puzzle concept by Karen Hess

# Photo Credits

## Gift Tags:

- Tree-stump bench: Evelyn Simak: [https://commons.wikimedia.org/wiki/File:Seat\\_carved\\_into\\_tree\\_trunk\\_-\\_geograph.org.uk\\_-\\_1614174.jpg](https://commons.wikimedia.org/wiki/File:Seat_carved_into_tree_trunk_-_geograph.org.uk_-_1614174.jpg) (CC-BY-SA)
- Shell: Graham Richardson: <https://www.flickr.com/photos/didbygraham/3507490922/> (CC-BY)
- Hungry Hungry Hippos: Renata Miyagusku: <https://www.flickr.com/photos/rmiya/6307608827/> (CC-BY-NC-SA)
- Hippos: phil: <https://www.flickr.com/photos/smudger888/4157427519> (CC-BY-NC-ND)
- Games: Carl Worth (CC-BY-SA)

## The Ornament Puzzles:

- Carl Worth (CC-BY-SA)

## Curiosity Beyond Earth:

- NASA/JPL: <http://photojournal.jpl.nasa.gov/catalog/PIA00563> (Public Domain)
- NASA/JPL: [http://science.nasa.gov/media/medialibrary/1997/12/22/msad01jan98\\_2b\\_resources/85374f.jpg](http://science.nasa.gov/media/medialibrary/1997/12/22/msad01jan98_2b_resources/85374f.jpg) (Public Domain)

## A List of Orphans Past:

- Orphan Girl from cover art published by Scribner's, NY, 1905: [https://en.wikipedia.org/wiki/A\\_Little\\_Princess#/media/File:A\\_Little\\_Princess\\_cover.jpg](https://en.wikipedia.org/wiki/A_Little_Princess#/media/File:A_Little_Princess_cover.jpg) (Public Domain)

## Remarkable Change:

- Alexander Gardner: Antietam, Md. Allan Pinkerton, President Lincoln, and Maj. Gen. John A. McClernand; another view, 1862 [https://en.wikipedia.org/wiki/American\\_Civil\\_War\\_spies#/media/File:PinkertonLincolnMcClernand.jpg](https://en.wikipedia.org/wiki/American_Civil_War_spies#/media/File:PinkertonLincolnMcClernand.jpg) (Public Domain)

## A Message from Teddy Bears:

- Carl Worth (CC-BY-SA)

## Be Prepared, My Boy!:

- easy: <https://openclipart.org/detail/172940/lifesaver> (Public Domain)

## Photo Credits (cont.)

### Olympian Teaser:

- Pandora: [http://media.corporate-ir.net/media\\_files/IROL/25/251764/Press%20Page/Press%20Page/Screen%20Shots/Android%20-%20Now%20Playing.png](http://media.corporate-ir.net/media_files/IROL/25/251764/Press%20Page/Press%20Page/Screen%20Shots/Android%20-%20Now%20Playing.png)
- AndreLohKliesch: <https://pixabay.com/en/bach-music-monument-leipzig-1024653/> (CC-0 Public Domain)
- Silberfuchs: <https://pixabay.com/en/pan-cook-sear-frying-pan-554072/> (CC-0 Public Domain)
- Michael Pereckas: <https://www.flickr.com/photos/beigephotos/5334612> (CC-BY-SA)
- Alodor: <http://flickr.com/photos/7147444@N03/2087336784> (CC-BY)
- Kamalakanta Jena: <https://commons.wikimedia.org/wiki/File:Sun01.jpg> (CC-BY-SA)
- GLOBE PHOTOS/Rex Features: <https://i.guim.co.uk/img/static/sys-images/Guardian/About/General/2011/6/17/1308325620718/VARIOUS---1976-007.jpg?w=620&q=85&auto=format&sharp=10&s=2a17d88f11d85545759ead115517e2>
- See Li: [https://commons.wikimedia.org/wiki/File:Helen\\_Mirren\\_2014.jpg](https://commons.wikimedia.org/wiki/File:Helen_Mirren_2014.jpg) (CC-BY)
- Superbenjamin: [https://en.wikipedia.org/wiki/File:France\\_location\\_map-Regions\\_and\\_departements-2016.svg](https://en.wikipedia.org/wiki/File:France_location_map-Regions_and_departements-2016.svg) (CC-BY-SA)
- Alexandre JABORSKA: [https://en.wikipedia.org/wiki/File:Eiffel\\_tower.svg](https://en.wikipedia.org/wiki/File:Eiffel_tower.svg) (CC-0 Public Domain)
- Longshotter: [https://commons.wikimedia.org/wiki/File:Nike\\_Free%2B\\_3\\_running\\_shoe.jpg](https://commons.wikimedia.org/wiki/File:Nike_Free%2B_3_running_shoe.jpg) (CC-BY-SA)
- Andreas Praefcke: [https://commons.wikimedia.org/wiki/File:Lorbeerkranz\\_Zypern\\_rem.jpg](https://commons.wikimedia.org/wiki/File:Lorbeerkranz_Zypern_rem.jpg) (CC-0 Public Domain)
- The Children's Museum of Indianapolis: [https://commons.wikimedia.org/wiki/File:The\\_Childrens\\_Museum\\_of\\_Indianapolis\\_-\\_Jacks.jpg](https://commons.wikimedia.org/wiki/File:The_Childrens_Museum_of_Indianapolis_-_Jacks.jpg) (CC-BY-SA)

## Origami Credits

### Extreme Dot-to-dot Design

- Carl Worth

